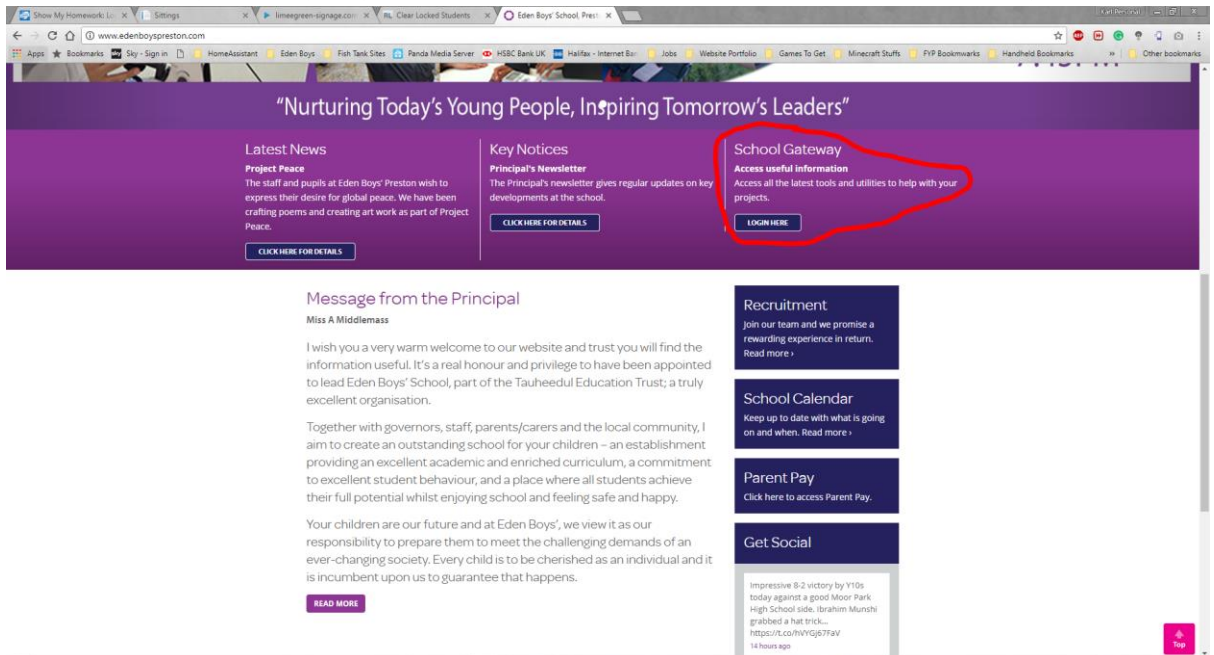



# Show My Homework Instructions

## Login Instructions

1. Go to the school's website [www.edenboyspreston.com](http://www.edenboyspreston.com)
2. Click school gateway login here (located under the banner on the right)

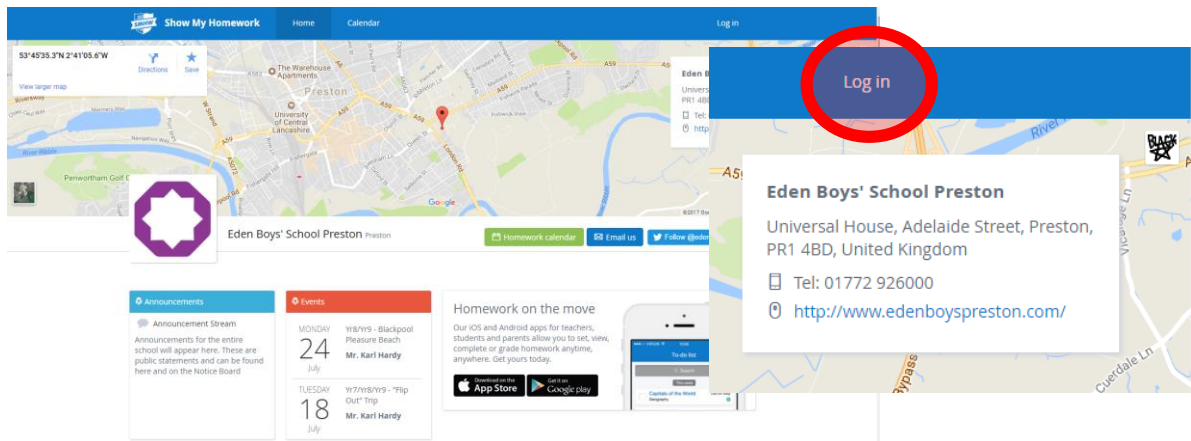


3. Click show my homework located at the bottom of the page.





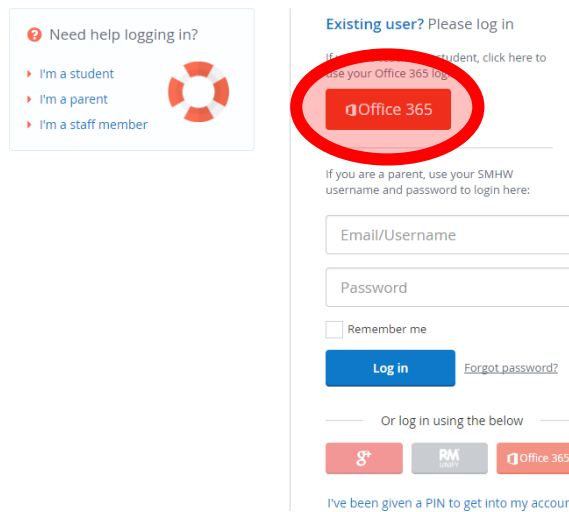
4. click the login button located in the top right hand side of the page.



5. Click on the button named Office365. The school users office365 to allow single sign-on, what this means is we use the same login details to access multiple different service.

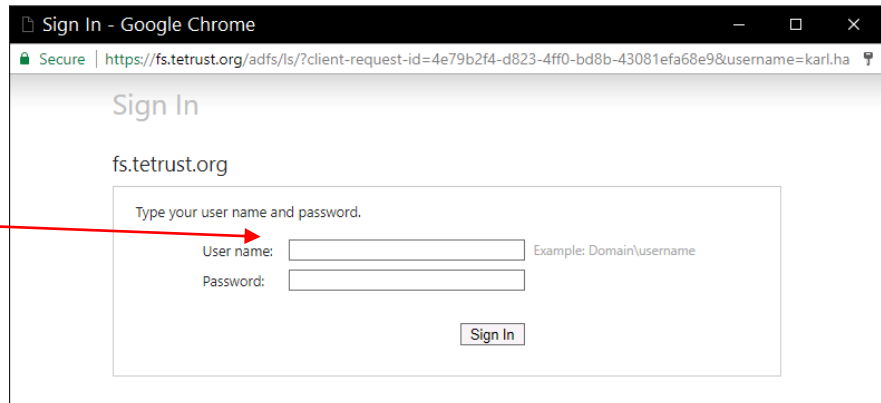
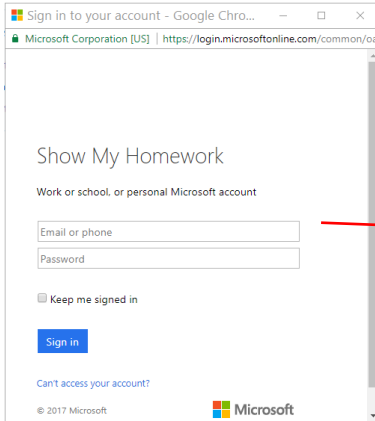


The no.1 homework software for schools

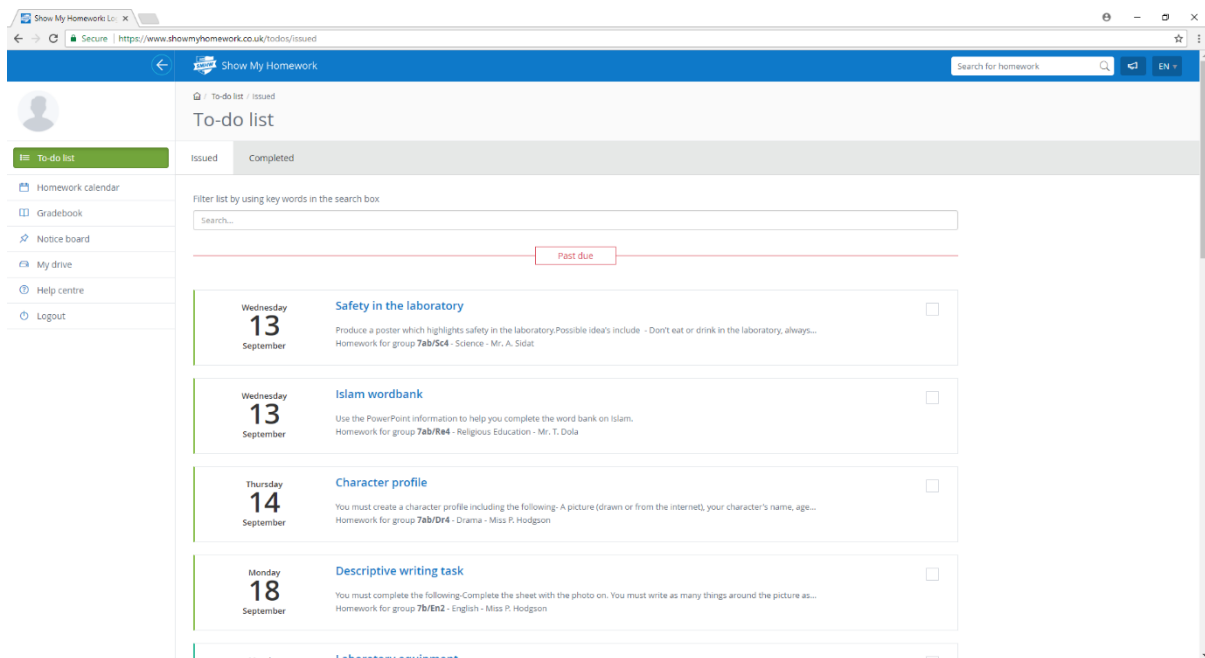




6. Enter the e-mail address and password, you will be prompted to enter these details twice. (e.g [17mpatel@edenboyspreston.tetrust.org](mailto:17mpatel@edenboyspreston.tetrust.org))



7. You will then be presented with your Show My Homework Dashboard, where you can see all of your homework and any announcements / notifications or events.





## Student Calendar

The student calendar is a fast and reliable way for you to find and keep track of your homework. You can access your personal student calendar by clicking the Homework calendar from the left-hand menu and selecting the My Calendar tab.

The screenshot shows the 'Student Calendar' interface. On the left is a navigation menu with options: To-do list, Homework calendar (selected), Gradebook, Notice board, Help center, and Logout. The main area displays the user's profile (Welcome, Amy) and the 'Calendar' section. Below the profile, there are tabs for 'My calendar' and 'School calendar'. A filter bar allows users to select a year, type, subject, teacher, and class. The calendar view shows a week from Monday 3rd Aug to Sunday 9th Aug, 2015. Homework assignments are listed as horizontal bars across the days: 'Revision Material 7/Bett Biology' (Monday-Friday), 'Who was George Orwell?' (Monday-Tuesday), 'Science Project 10/Bett Biology' (Monday), 'Harry Potter 'Pick & Mix'' (Monday-Friday), 'Leader of the Free World 8/Bett English Literature' (Monday-Friday), and 'Who was William Shakespeare?' (Monday-Sunday).

## How to use the student Calendar

### Locating Homework

The default Student calendar loads the current week's homework. From here, you will be able to search for homework by applying filters relating to date, teacher, subject, class, year group and type of homework task.

If you need to locate homework issued or due on a date before or the current week, please click the Prev or Next buttons to navigate to another week. You can also use the date picker to locate homework from a specific date. Press Today to return to the current week.



## Homework Boxes

Homework assignments display as a box that is stretched from its issue date continuing through to its due date. The colours of the boxes correspond to the type of task you need to complete:

■ Homework ■ Spelling Test ■ Quiz ■ Differentiated Homework ■ Class Test

The colours will appear solid before the Homework reaches its due date. Once the due date has passed, the colour will appear faded.

The homework box will show the title of the homework, the class, subject, and teacher who set it. Click on the box in order to see the homework description and any attachments, if applicable.



## What is the To-do list?

The To-do list is an organisational tool to help you keep on top of your deadlines. Any homework assigned by your teachers will appear on the To-do list.

## How to use the To-do list

### Finding your homework tasks

The screenshot shows the 'To-do list' interface with two tabs: 'Issued' and 'Completed'. A search box is provided to filter tasks. The tasks are categorized into four sections: 'Past due', 'This week', 'Next week', and 'Later'. Each task entry includes a date, a title, a description, and a checkbox to mark it as complete.

Category	Date	Task Title	Description	Completion Status
Past due	Monday 25 July	Mice of Men	I have set a piece of work for you to complete based on the ... Homework for group Eng1-Ch - English - Mr. I. Mehmed	<input type="checkbox"/>
This week	Friday 04 August	Henry VIII	test for rainfall attachment in app Homework for group German 6 - History - Ms. R. Muhoza	<input type="checkbox"/>
Next week	Thursday 10 August	Jane Austen Quiz	Please take the following quiz about Pride and Prejudice. Quiz for group German 6 - English - Ms. R. Muhoza	<input type="checkbox"/>
Later	Wednesday 06 September	Dictation Test	Dictation SpellingTest for group German 6 - English - Ms. R. Muhoza	<input type="checkbox"/>

Tasks are divided between two tabs Issued and Completed. When you are assigned a homework task you will see it in the Issued tab. From the Issued tab you can click the task to view the homework details or mark the work as complete. You can use the search box to find specific tasks using keywords.



The items in both lists will be ordered by week with the oldest items at the top and the newest based on the due date for the homework. There are four subheadings:

### Past due

If an item is past its due date, it will appear at the top of the To-do list under this heading

### This week

The tasks due this week appear next under this heading

### Next week

The tasks due next week appear under this heading

### Later

All other homework set after next week will appear under this final heading

### Marking homework as completed

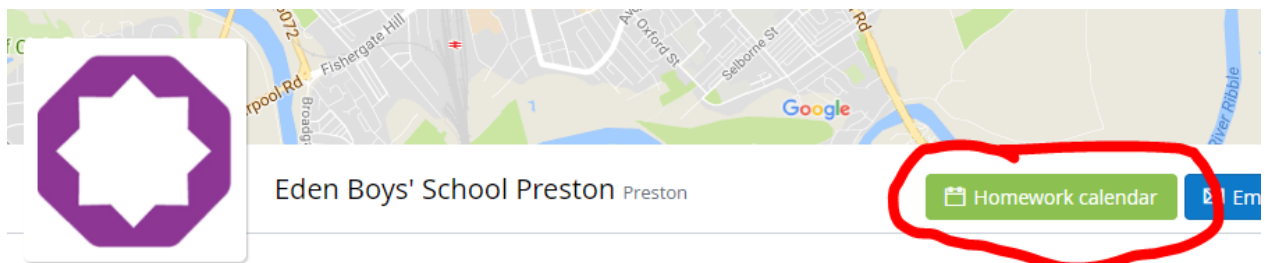
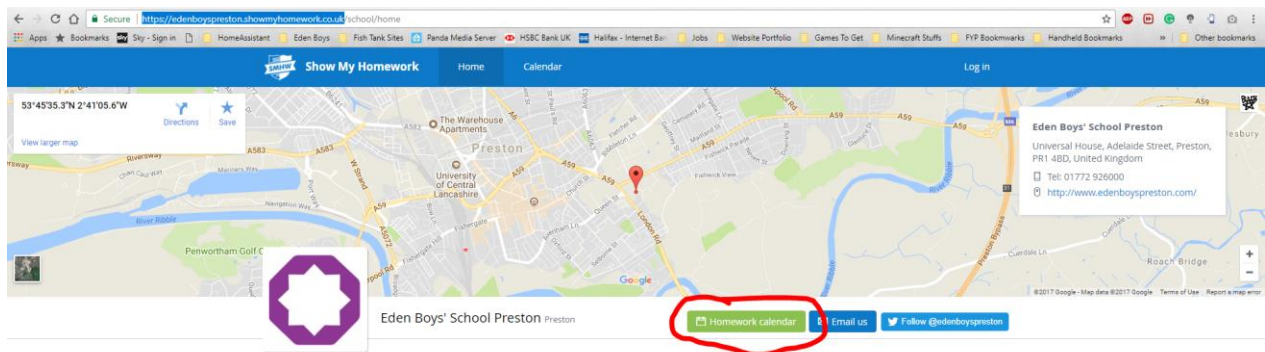
You can only mark off homework as complete from your student account. A task can be marked as completed by clicking the box next to the task. If you've accidentally marked a homework as completed, simply go to the Completed tab and un-tick the box for the homework ask. The task will reappear in the Issued tab.



## School Calendar

In the event that you aren't able to access your account, you can still check your homework by going to the School calendar. Viewing the School calendar does not require a log in.

To locate your School calendar, visit ([edenboyspreston.showmyhomework.co.uk](https://edenboyspreston.showmyhomework.co.uk)) and Click where it says Homework Calendar.




## How to use the School Calendar

### Locating Homework

The default School calendar loads without any homework displayed. From here, you can apply filters relating to date, teacher, subject, class, year group, and type of homework task in order to locate your specific homework. Alternatively, you can browse all the homework set throughout the entire school by clicking Show All.





If you need to locate homework issued or due on a date before or the current week, please click the Prev or Next buttons to navigate to another week. You can also use the date picker to locate homework from a specific date. Press Today to return to the current week.

## Homework Boxes

Homework assignments display as a single coloured box on the day it is issued and again as a gray box with a coloured outline on the day it is due. The numbers in the top right-hand corner of the homework box refer to the number of days left before the due date of the task. The colours correspond to the type of task your need to complete:

■ Homework ■ Spelling Test ■ Quiz ■ Differentiated Homework ■ Class Test

Click on a homework box to read more about the homework task and to download any unlocked attachments. If you need to print the homework, click Action and then select Print homework. This will download a PDF of the homework that you can save or print out.

Please note that you will not be able to submit work online or take any quizzes or spelling tests from the public School calendar. You will need to log in to complete these homework tasks.